

Filter Vessel Options & Features

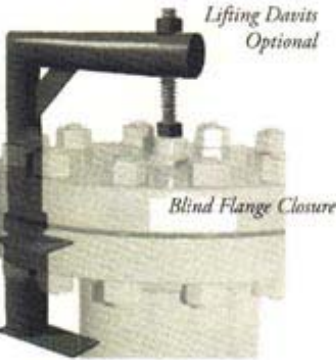
SparksFilters



Hinges w/lift ring std. above 35 lbs.



O-Ring Closure (Hinge std.)
Buna-N Gasket Std., Viton,
Teflon coated, EPDM gaskets
available.



Lifting Davits
Optional

Blind Flange Closure



Optional
Low Profile Lifting Davit.



Removable perforated 304SS Safety Screen sits under (down-stream of) filter element(s) to guard against lost pens, stray coins, and other undesirable items at time of filter element change out.

A Superior Finish! We use a high gloss enamel that has exceptional resistance to fungus, salt air, and alkalis. It is twice as costly as lesser paints. Some competitors use paints that are designed instead to hide welding and other fabrication defects. Our standard grey finish is used on all sheet metal filter housings. Pressure vessels have a special "clean white" interior finish. If you have special requirements for finishing, let us know.

Resistance To:
 2% HCL..... No Effect
 2% NaOH..... No Effect
 5% Acetic..... No Effect
 Lactic Acid..... No Effect
 Mineral Oil..... No Effect
 Salt Spray, 200 hrs..... No Effect
 Flexibility 180°
 Mandrel, 1/4"..... No Cracking
 Fungus Resistance per Fed. Spec.
 TTP-18, para. F-5g..... No Mildew

Our process and pipeline filters can be readily altered from standard design items, with special features and options to suit your requirements. This is a partial list of options. Call us with your special needs, we will be more than helpful.

• Closures, Hinges & Optional Lifting Davits.

We offer an exceptional O-Ring closure design up to 175 psig, and Blind Flange closures operating above 175 psig. Hinges are std. for blind flanges weighing more than 35 lbs., and lifting davits are available as well. Other closure options such as Threaded or Ring Joint Flange are also available. Teflon coated studs and nuts are available.

• Gauge Connections, Support Legs...

Legs are std. on many vessels. Differential pressure gauges, level gauges, and/or switches, adjustable support legs, pipe legs, special NDE (Non Destructive Examination ...like X-ray), mixed metals of construction, ie. stainless steel clean side, and other requests to meet the needs of your specific service environment are available, just ask.

• Superior Wall Thickness of Shells & Heads.

Minimum Schedule Std. Our 10" vessels have 0.365 walls where competitor's lesser drawn shells have only 0.120 to 0.130 walls. This means our vessels have much greater corrosion allowances, much more dependable closure seals, and eliminates shipping damage typical of drawn shell constructions.

• Stainless Steel Safety Cages are standard.

These removable cages have saved many a maintenance person who might have dropped a wrench or pen when changing out a filter element.

• Rust Inhibiting White Interior Enamel Standard!

Superior to clear coats. Everyone loves it! Sandblast and special finishes are available.

• Vessels Through 16" Diameter in a Hurry!

Our rapid 2 to 4 week delivery is legend!

• Detailed Approval Drawings are Fast!

Normally in a week, 2 weeks max. for complex requirements. (Yes, We do the tuff stuff! Try us.) We are very flexible on special orders and design modifications. Our non-code vessels are made from the same materials, quality and welding as our code vessels.

• ASME Code Stamp

Our companion organization, Rush Certified, Inc., is fully certified to provide the ASME Boiler & Pressure Vessel Code "U" Stamp as required by most states for unfired pressure vessels exceeding 15 psig. Each vessel is registered with the National Board of Boiler Pressure Vessel Inspectors. Our code stamp allows design service to 3000 psig.

Most jurisdictions (see table) require certain vessels to comply with the ASME Code. It is the responsibility of the end user to verify the requirements within their jurisdiction, and to advise if vessels are to contain lethal substances, i.e. poisonous gases or liquids of such nature that very small amounts could be dangerous to life (mixed or unmixed with air). ASME Code Section VIII Div. 1 covers pressure vessels for containment of internal or external pressure (vacuum). You should consider need for ASME Cert. when:

(A) Vessels have an internal or external operating pressure of greater than 15 psi max. (no size limitation) or

(B) Vessels have an inside diameter of greater than 6 inches, without limitation on length or pressure.

* Only portions of code.

Tabulation of the Boiler & Pressure Vessel Laws of the US & Canada Jurisdiction VIII(1)

| | | |
|----------|----------|-------------------|
| AL.....Y | MO.....Y | WV.....N |
| AK.....N | MT.....N | WI.....Y |
| AZ.....N | NB.....Y | WY.....Y |
| AR.....Y | NV.....Y | Alb.....Y |
| CA.....Y | NH.....Y | B.C.....Y |
| CO.....Y | NJ.....Y | Man.....Y |
| CT.....N | NM.....N | N.B.....Y |
| DE.....Y | NY.....Y | N.F.&L.....Y |
| FL.....N | NC.....Y | NW.T.....Y |
| GA.....Y | ND.....Y | N.S.....Y |
| HI.....Y | OH.....Y | Ont.....Y |
| ID.....Y | OK.....Y | PE Is.....Y |
| IL.....Y | OR.....Y | Que.....Y |
| IN.....Y | PA.....Y | Sas.....Y |
| IA.....Y | PR.....Y | Y.Ter.....Y |
| KS.....Y | RI.....Y | Albuquerque...N |
| KY.....Y | SC.....N | Des Moines...N |
| LA.....N | SD.....N | Miami.....Y |
| ME.....Y | TN.....Y | New Orleans...Y |
| MD.....Y | TX.....N | Tucson.....Y |
| MA.....Y | UT.....Y | Univsty Cty...Y |
| MI.....Y | VT.....Y | Dade Co.....Y |
| MN.....Y | VA.....Y | Jeff Parish...Y |
| MS.....Y | WA.....Y | St Louis Co...Y |
| | | Dist. of Clmb...Y |

Tape your card here, or...

Your Name _____

Company _____

Address _____

City, State, Zip _____

Phone _____ Fax _____

email _____

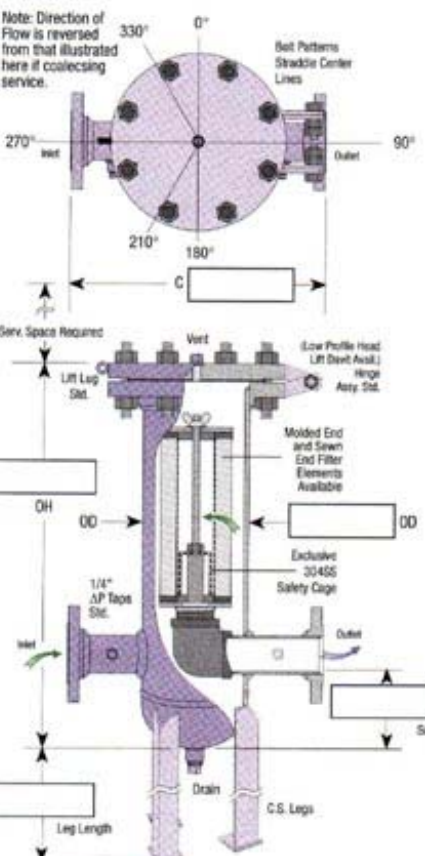
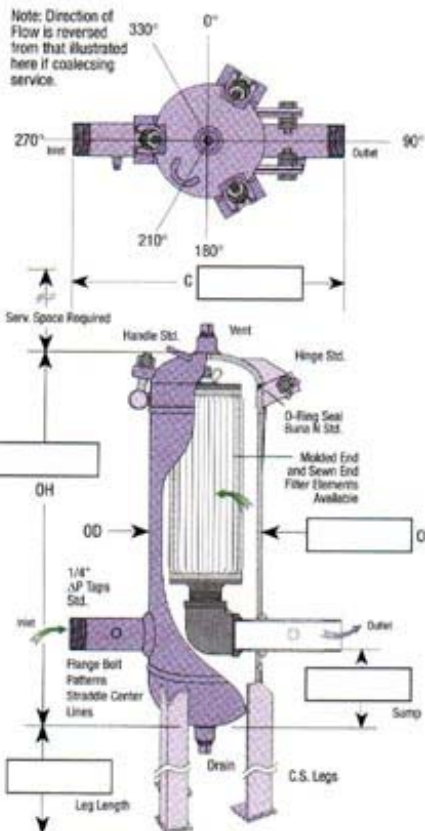
Quotation Worksheet - Filter Vessels

Copy, Fill Out, & FAX Back

(Fax No. should be stamped on the back cover)

Form is also at www.sparksfilters.com **Request A Quote** then,

If you would like to request a vessel quote click here



Select either Hinged Swing Bolt Closure Shown Above, or Hinged Flange Closure shown below.

ASME U Stamp: Yes / No _____

Gas Type: ___ Air ___ Nat Gas _____ other

Gas Spec. Grav.: _____ (if other than air)

Flow:

Normal Flow: _____ SCF/ _____ (Min., Hr., Day)

Maximum Flow: _____ SCF/ _____ (Min., Hr., Day)

Connections:

Inlet Size _____ Inch

Inlet Type _____ (MPT, Flange & Type, etc)

Outlet Size _____ Inch

Outlet Type _____ (MPT, Flange & Type, etc)

Outlet elevation _____ inches above inlet C.L.

_____ (std. is same C.L.)

Inlet Location _____ (std is @ 90°)

Outlet Location _____ (std is @ 270°)

Materials of Construction:

Carbon Steel _____ (Yes / No)

304L _____ (Yes / No)

316L _____ (Yes / No)

other: _____

Pressure:

Design Pres _____ PSIG

Operating Pres. _____ PSIG

Flange Rating _____ ANSI

Temperature:

Design Temp. _____ ° F

Operating Temp. _____ ° F

Other Ports:

Vent Size, inch _____ Type: _____

Drain Size, inch _____ Type: _____

ΔP Taps Size, inch. _____ Type: _____

Cover Options:

w/Hinge & Lug _____ (Yes / No)

w/HeadLift Davit _____ (Yes / No)

Legs: (std is 3 @ 90°, 210°, 330°) _____ (3 or 4)

Tank Gasket:

Std _____ (Yes / No)

other _____

Filter Element:

Cat. No. _____

Reten. Needed _____ μ (micron)

• The service space requirements are shown on the sales drawing for your project. Ample space should also be allowed for easy access, disassembly, and inspection of the filter and its components.

• The filter should be mounted in a upright vertical position with the legs on a level foundation. To prevent movement the legs may be bolted or lagged. Small or special design filters may be mounted or supported by other means with the consent of the factory.

• Special care should be taken in the design and installation of the piping to the filter. The piping system should be sufficiently sized to minimize ΔP. Most piping systems are sloped to accessible drain points.

• Instrumentation of some type is common for most filter systems in the form of gauges, sensors and/or switches. The use of instruments can save time and money reducing visual inspections. Typical change out is between 5 & 10 PSI differential.

• All systems should be carefully pressure tested, inspected, and cleaned before being placed in service. Many process systems require special purging or pickling, and may require filter changes or special start-up cartridges for this procedure.

Details & Special Requirements: _____
